

8. A good refrigerant for vapor compression cycle should have
 a) high thermal conductivity b) low latent heat
 c) high leak tendency d) high viscosity
9. The cooling load temperature difference (CLTD) incorporate the effects of
 a) infiltration b) thermal storage c) ventilation d) internal loads
10. Room sensible heat factor is the ratio of
 a) $\frac{RSH}{RSH+RLH}$ b) $\frac{RLH}{RSH+RLH}$ c) $\frac{RSH}{RLH}$ d) $\frac{RLH}{RSH}$

SECTION "B"

[10 Q. × 1 = 10 marks]

11. A ton of refrigeration is equivalent tokJ/s.
12. In the vapor compression refrigeration system, -----process has the constant enthalpy.
13. The by-pass factor (BPF) of the coil as the number of rows in the flow direction increase.
14. In a two – stage ammonia food freezing plant, the evaporator pressure is 152 kPa and the condenser pressure is 1352 kPa. It is required to place a flash gas removal in the system, the suitable pressure to install a flash gas removal in this system is
15. The relative humidity can beduring heating and humidification process.
16. When flash gas removal is used in a multistage compression, itthe undesirable throttling of the vapor generated at the intermediate pressure.
17. In a compound compression system with flash chamber the suction vapour to the second stage compression are normally
18. When the suction pressure of vapour compression refrigeration system decreases, the COP of system is
19. During sensible cooling, wet bulb temperature
20. An assembly of different parts of the system used to produce specified condition of air with a required space building is called

KATHMANDU UNIVERSITY
End Semester Examinations [C]
January, 2018

JAN 17 2018

Level : B.E.
Year : IV
Time : 2 hrs. 30 mins.


Course : MEPP 403
Semester : I
F. M. : 55

SECTION "C"

[5Q × 11 = 55 marks]

Attempt *ALL* questions. Assume any suitable data if any is missing.

1. a. Explain with the help of a diagram the advantage of dry compression and throttling instead of wet compression and isentropic expansion in a vapor compression refrigeration system. [6]
b. The simple LiBr-water absorption refrigeration cycle is operating at the following temperatures: generator, 95 °C; condenser, 40 °C; evaporator, 10 °C; and absorber 35 °C. Compute the rate flow rate of refrigerant through the condenser and evaporator in the cycle if the pump delivers 0.6 kg/s. (Draw a schematic diagram and level all components with temperature). [5]
2. a. In an aircraft, cabin cooling is required even though the outside temperature is very low at high altitudes. Explain why cooling is required at this high altitude and also describe which kind of refrigeration system is used for it and why. [6]
b. 4 grams of water vapor per kilogram of atmospheric air is removed and temperature of air after removing the water vapor becomes 20 °C DBT, find i) Relative humidity ii) Dew point temperature. Assume condition of atmospheric air is 30 °C, 1 atm pressure and 55% RH. (Use psychometric chart). [5]
3. a. Explain single duct, variable air volume air conditioning system. What advantage does it have over single duct, constant volume air conditioning system? [4]
b. Explain, with necessary schematic diagram, basic absorption refrigeration system. [4]
c. Write a short note on 'thermodynamics of a human body' and explain briefly the factors which affect human comfort. [3]
4. a. A standard vapor-compression cycle developing 50 kW of refrigeration using R 22 operates with a condensing temperature of 35 °C and evaporating temperature of -10°C. Calculate a) the refrigerating effect in kJ/kg, b) the mass flow rate of refrigerant in kg/s, c) the power required by the compressor in kW, and d) the COP (Sketch P-h diagram) [6]
b. Explain, with necessary sketch, cascade refrigeration system for the production of low temperature. [5]
5. a. An auditorium hall with capacity of 1200 person is to be provided with summer air-conditioning system. The outdoor conditions are 39 °C DBT and 20 °C WBT and indoor conditions are 20 °C DBT and 60% RH. Find the capacity of the cooling coil in tonnes and capacity of the humidifier in kg/h. (The required condition is achieved first by adiabatic humidification and then by cooling. Take amount of outdoor air supplied per person is 0.3 m³/min). [6]
b. What is refrigerant? Explain the importance of refrigerant in the refrigeration systems. Briefly discuss the desired properties of refrigerants. [5]



MEPP-403 Table

436

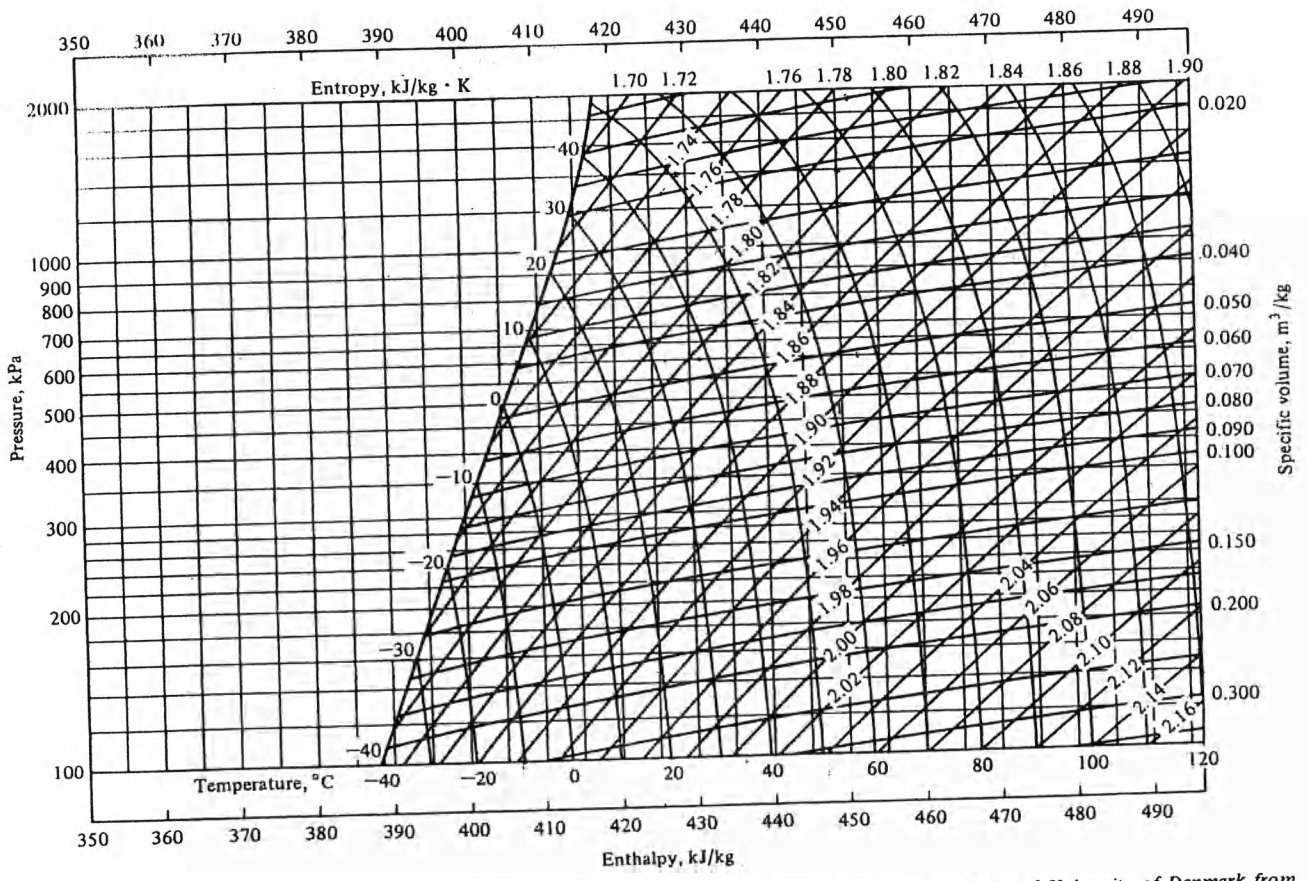


Figure A-4 Pressure-enthalpy diagram of superheated refrigerant 22 vapor. (Prepared for this book by the Technical University of Denmark from data in Ref. 9.)

290 300 310 320 330 340 350 360 370 380 390 400 410 420 430 440 450 460 470 480 490

Table A-6 Refrigerant 22: properties of liquid and saturated vapor⁶

t, °C	P, kPa	Enthalpy, kJ/kg		Entropy, kJ/kg · K		Specific volume, L/kg	
		h _f	h _g	s _f	s _g	ν _f	ν _g
-60	37.48	134.763	379.114	0.73254	1.87886	0.68208	537.152
-55	49.47	139.830	381.529	0.75599	1.86389	0.68856	414.827
-50	64.39	144.959	383.921	0.77919	1.85000	0.69526	324.557
-45	82.71	150.153	386.282	0.80216	1.83708	0.70219	256.990
-40	104.95	155.414	388.609	0.82490	1.82504	0.70936	205.745
-35	131.68	160.742	390.896	0.84743	1.81380	0.71680	166.400
-30	163.48	166.140	393.138	0.86976	1.80329	0.72452	135.844
-28	177.76	168.318	394.021	0.87864	1.79927	0.72769	125.563
-26	192.99	170.507	394.896	0.88748	1.79535	0.73092	116.214
-24	209.22	172.708	395.762	0.89630	1.79152	0.73420	107.701
-22	226.48	174.919	396.619	0.90509	1.78779	0.73753	99.9362
-20	244.83	177.142	397.467	0.91386	1.78415	0.74091	92.8432
-18	264.29	179.376	398.305	0.92259	1.78059	0.74436	86.3546
-16	284.93	181.622	399.133	0.93129	1.77711	0.74786	80.4103
-14	306.78	183.878	399.951	0.93997	1.77371	0.75143	74.9572
-12	329.89	186.147	400.759	0.94862	1.77039	0.75506	69.9478
-10	354.30	188.426	401.555	0.95725	1.76713	0.75876	65.3399
-9	367.01	189.571	401.949	0.96155	1.76553	0.76063	63.1746
-8	380.06	190.718	402.341	0.96585	1.76394	0.76253	61.0958
-7	393.47	191.868	402.729	0.97014	1.76237	0.76444	59.0996
-6	407.23	193.021	403.114	0.97442	1.76082	0.76636	57.1820
-5	421.35	194.176	403.496	0.97870	1.75928	0.76831	55.3394
-4	435.84	195.335	403.876	0.98297	1.75775	0.77028	53.5682
-3	450.70	196.497	404.252	0.98724	1.75624	0.77226	51.8653
-2	465.94	197.662	404.626	0.99150	1.75475	0.77427	50.2274
-1	481.57	198.828	404.994	0.99575	1.75326	0.77629	48.6517
0	497.59	200.000	405.361	1.00000	1.75279	0.77834	47.1354
1	514.01	201.174	405.724	1.00424	1.75034	0.78041	45.6757
2	530.83	202.351	406.084	1.00848	1.74889	0.78249	44.2702
3	548.06	203.530	406.440	1.01271	1.74746	0.78460	42.9166
4	565.71	204.713	406.793	1.01694	1.74604	0.78673	41.6124
5	583.78	205.899	407.143	1.02116	1.74463	0.78889	40.3556
6	602.28	207.089	407.489	1.02537	1.74324	0.79107	39.1441
7	621.22	208.281	407.831	1.02958	1.74185	0.79327	37.9759
8	640.59	209.477	408.169	1.03379	1.74047	0.79549	36.8493
9	660.42	210.675	408.504	1.03799	1.73911	0.79775	35.7624
10	680.70	211.877	408.835	1.04218	1.73775	0.80002	34.7136
11	701.44	213.083	409.162	1.04637	1.73640	0.80232	33.7013
12	722.65	214.291	409.485	1.05056	1.73506	0.80465	32.7239
13	744.33	215.503	409.804	1.05474	1.73373	0.80701	31.7801
14	766.50	216.719	410.119	1.05892	1.73241	0.80939	30.8683
15	789.15	217.937	410.430	1.06309	1.73109	0.81180	29.9874
16	812.29	219.160	410.736	1.06726	1.72978	0.81424	29.1361
17	835.93	220.386	411.038	1.07142	1.72848	0.81671	28.3131
18	860.08	221.615	411.336	1.07559	1.72719	0.81922	27.5173
19	884.75	222.848	411.629	1.07974	1.72590	0.82175	26.7477
20	909.93	224.084	411.918	1.08390	1.72462	0.82431	26.0032

Table A-6 (continued)

t, °C	P, kPa	Enthalpy, kJ/kg		Entropy, kJ/kg · K		Specific volume, L/kg	
		h _f	h _g	s _f	s _g	ν _f	ν _g
21	935.64	225.324	412.202	1.08805	1.72334	0.82691	25.2829
22	961.89	226.568	412.481	1.09220	1.72206	0.82954	24.5857
23	988.67	227.816	412.755	1.09634	1.72080	0.83221	23.9107
24	1016.0	229.068	413.025	1.10048	1.71953	0.83491	23.2572
25	1043.9	230.324	413.289	1.10462	1.71827	0.83765	22.6242
26	1072.3	231.583	413.548	1.10876	1.71701	0.84043	22.0111
27	1101.4	232.847	413.802	1.11290	1.71576	0.84324	21.4169
28	1130.9	234.115	414.050	1.11703	1.71450	0.84610	20.8411
29	1161.1	235.387	414.293	1.12116	1.71325	0.84899	20.2829
30	1191.9	236.664	414.530	1.12530	1.71200	0.85193	19.7417
31	1223.2	237.944	414.762	1.12943	1.71075	0.85491	19.2168
32	1255.2	239.230	414.987	1.13355	1.70950	0.85793	18.7076
33	1287.8	240.520	415.207	1.13768	1.70826	0.86101	18.2135
34	1321.0	241.814	415.420	1.14181	1.70701	0.86412	17.7341
35	1354.8	243.114	415.627	1.14594	1.70576	0.86729	17.2686
36	1389.2	244.418	415.828	1.15007	1.70450	0.87051	16.8168
37	1424.3	245.727	416.021	1.15420	1.70325	0.87378	16.3779
38	1460.1	247.041	416.208	1.15833	1.70199	0.87710	15.9517
39	1496.5	248.361	416.388	1.16246	1.70073	0.88048	15.5375
40	1533.5	249.686	416.561	1.16659	1.69946	0.88392	15.1351
41	1571.2	251.016	416.726	1.17073	1.69819	0.88741	14.7439
42	1609.6	252.352	416.883	1.17486	1.69692	0.89097	14.3636
43	1648.7	253.694	417.033	1.17900	1.69564	0.89459	13.9938
44	1688.5	255.042	417.174	1.18315	1.69435	0.89828	13.6341
45	1729.0	256.396	417.308	1.18730	1.69305	0.90203	13.2841
46	1770.2	257.756	417.432	1.19145	1.69174	0.90586	12.9436
47	1812.1	259.123	417.548	1.19560	1.69043	0.90976	12.6122
48	1854.8	260.497	417.655	1.19977	1.68911	0.91374	12.2895
49	1898.2	261.877	417.752	1.20393	1.68777	0.91779	11.9753
50	1942.3	263.264	417.838	1.20811	1.68643	0.92193	11.6693
52	2032.8	266.062	417.983	1.21648	1.68370	0.93047	11.0806
54	2126.5	268.891	418.083	1.22489	1.68091	0.93939	10.5214
56	2223.2	271.754	418.137	1.23333	1.67805	0.94872	9.98952
58	2323.2	274.654	418.141	1.24183	1.67511	0.95850	9.48319
60	2426.6	277.594	418.089	1.25038	1.67208	0.96878	9.00062
62	2533.3	280.577	417.978	1.25899	1.66895	0.97960	8.54016
64	2643.5	283.607	417.802	1.26768	1.66570	0.99104	8.10023
66	2757.3	286.690	417.553	1.27647	1.66231	1.00317	7.67934
68	2874.7	289.832	417.226	1.28535	1.65876	1.01608	7.27605
70	2995.9	293.038	416.809	1.29436	1.65504	1.02987	6.88899
75	3316.1	301.399	415.299	1.31758	1.64472	1.06916	5.98334
80	3662.3	310.424	412.898	1.34223	1.63239	1.11810	5.14862
85	4036.8	320.505	409.101	1.36936	1.61673	1.18328	4.35815
90	4442.5	332.616	402.653	1.40155	1.59440	1.28230	3.56440
95	4883.5	351.767	386.708	1.45222	1.54712	1.52064	2.55133

JAN 17 2018

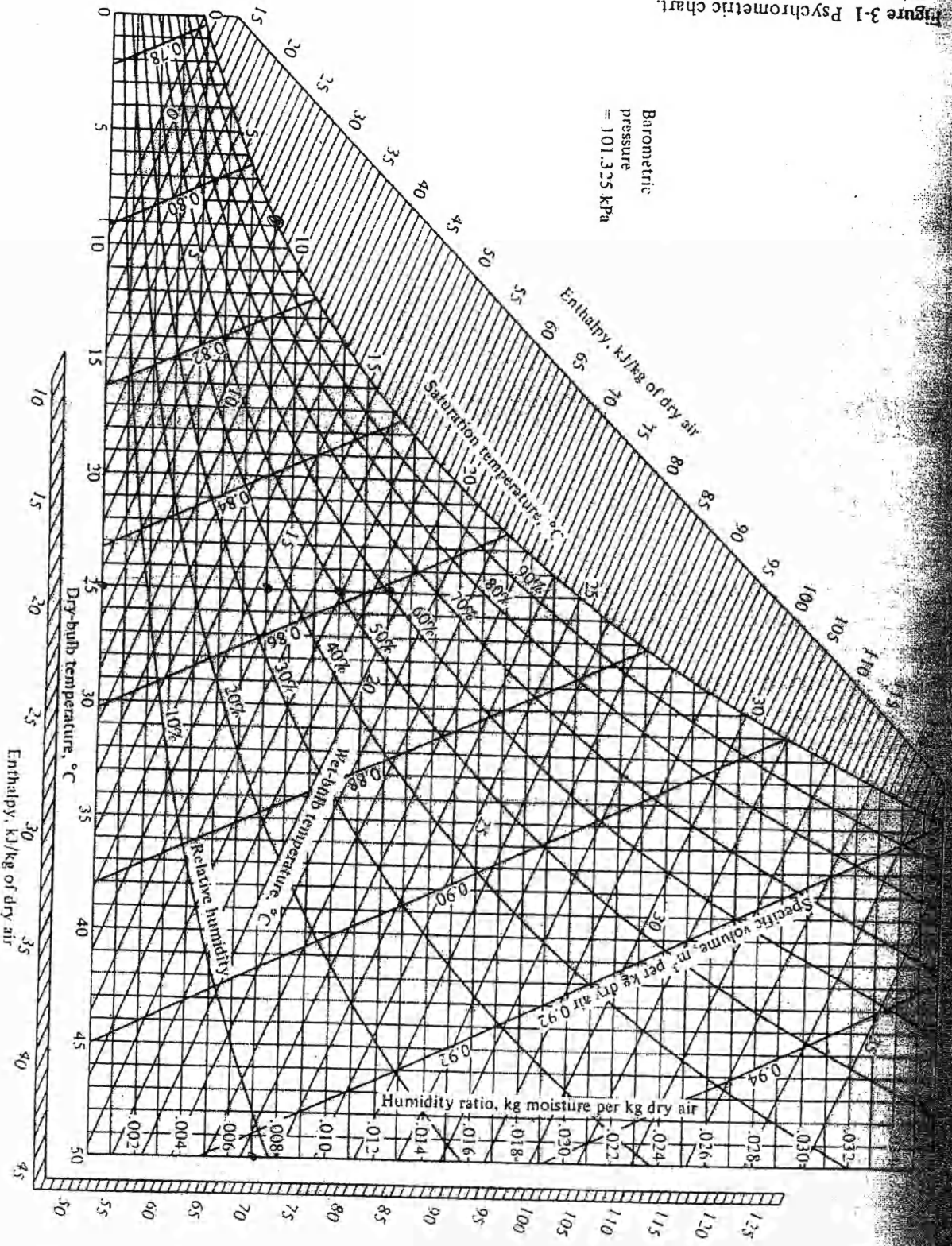


Figure 3-1 Psychrometric chart.




Figure 17-4 Temperature-concentration diagram of saturated lithium-water solutions, developed from data in Ref. 1.

JAN 13 2018